



*Condensed Interim
Financial Statements
for the Half Year ended
December 31, 2019*

Shahtaj Textile Limited

Shahtaj Textile Limited

Contents

Company Information	03
Directors' Report to the Shareholders	04
Auditor's Report to the Members	07
Condensed Interim Statement of Financial Position	08
Condensed Interim Statement of Profit or Loss	09
Condensed Interim Statement of Comprehensive Income	09
Condensed Interim Cash Flow Statement	10
Condensed Interim Statement of Changes in Equity	11
Selected Explanatory Notes to the Condensed Interim Financial Statement	12

Shahtaj Textile Limited

COMPANY INFORMATION

BOARD OF DIRECTORS	Mr. Muneer Nawaz Mr. M. Naeem Mr. Mahmood Nawaz Mr. Saleem Zamindar (NIT) Mr. Sohail Habib Mr. Toqueer Nawaz Mrs. Sadia Mohammad Mr. Muhammad Usman Khalid Lt. Col. (Retd.) R.D. Shams	Chairman Chief Executive
COMPANY SECRETARY	Mr. Jamil Ahmad Butt, FCMA	
AUDIT COMMITTEE OF THE BOARD	Mr. Sohail Habib Mr. Muneer Nawaz Mr. Toqueer Nawaz Mr. Muhammad Usman Khalid Mr. Jamil Ahmad Butt, FCMA	Chairman Member Member Secretary
HUMAN RESOURCE AND REMUNERATION COMMITTEE OF THE BOARD	Mr. Saleem Zamindar Mr. Muneer Nawaz Mr. M. Naeem Mr. Muhammad Usman Khalid Mr. Jamil Ahmad Butt, FCMA	Chairman Member Member Member Secretary
AUDITORS	Deloitte Yousuf Adil. Chartered Accountants. Cavish Court, A-35, Block 7 & 8 KCHS, Shahrah-e-Faisal, Karachi 75350.	
BANKS	Bank Alfalah Limited United Bank Limited Meezan Bank Ltd. The Bank of Punjab MCB Bank Limited Faysal Bank Limited National Bank of Pakistan	
LEGAL ADVISOR	Mr. Ras Tariq Chaudhary 30-Mall Mansion The Mall Lahore.	
HEAD OFFICE	Shahnawaz Building, 19-Dockyard Road, West Wharf, Karachi-74000 Ph: 32313934-8, 32312834, 32310973 Fax: 32205723, 32310623 Website: www.shahtaj.com	
REGISTERED OFFICE	27-C Abdalian Co-oporetive Hosing Society, Lahore, Ph: (042) 35313891-92, 35301596-99 Fax: (042) 35301594	
MARKETING OFFICE	27-C Abdalian Co-oporetive Hosing Society, Lahore, Ph: (042) 35313891-92, 35301596-99 Fax: (042) 35301594	
FACTORY	46 K.M. Lahore/Multan Road Chunian Industrial Estate Bhai Pheru, Distt. Kasur, Punjab. Ph: (049) 4540430-32, 4540133, 4540234 Fax: (049) 4540031	
SHARE REGISTRAR	Jwaffs Registrar Services (Pvt.) Ltd. Suite # 407,408, 4th Floor, Al-Ameera Centre, Shahrah-e-Iraq, Near Passport Office, Saddar Karachi. Tel: 35662023-24 Fax: 35221192	

Shahtaj Textile Limited

DIRECTORS' REPORT TO THE SHAREHOLDERS

Directors are pleased to present un-audited Condensed Interim Financial Statements of the Company for the six months period ended on December 31, 2019 together with limited scope review report by the Auditors.

By the grace of Allah operating results of the Company have been positive and Company has earned after tax profit of Rs.63.44 million with an EPS of Rs 6.57 in comparison to Re5.44 reported during the same period last year. The profit is higher inspite of recording exchange loss amounting to Rs 12.38 million resulting from Pakistani rupee appreciation against the USD and EURO during the current period. Net sales increased by almost 7.6% from corresponding period of last year due to increase in unit selling prices. Resultantly, gross profit rate during the period increased to 9.94% from 7.35% as compared to corresponding period of last year.

Inflationary pressure has caused rise in distribution and administration expenses over the corresponding period of previous year. The increase in other operating expenses is mainly attributable to exchange loss on export receivables. Finance cost increased due to increase in interest rates.

As earlier explained in Annual Report of June 30, 2019, the Company is continuing with its BMR programme to achieve better energy efficiency by replacement of its 2 gas generators of 1750 KW with brand new 2000 KW generators. The shipment of first generator is expected in current month while the other in May. Further, LC for replacement of warping machine has also been established. The Company also intends to make further investment in replacement of air compressor and other allied and electrical equipment which are currently under negotiation. This BMR will further improve efficiency of the mill and in turn its financial results.

Operating environment is currently not very conducive since industry is facing issues such as high interest costs, stuck up sales tax refunds, which is sucking corporate liquidity, levying of various additional surcharges on earlier notified subsidized electricity tariff of 7.5 cents/kwh for export-oriented sector and rising inflationary pressures pushing up costs. We hope that the Government will address all these issues on priority basis to support the textile industry.

Composition of Board

The total number of directors are nine as per the following:

- a) Male: 8 b) Female: 1

Category	Names	
Independent Directors	Mr. Saleem Zamindar (NIT)	Mr. Sohail Habib
Other Non-Executive Directors	Mr. Muneer Nawaz	Mr. Mahmood Nawaz
	Mr. Toqueer Nawaz	Mrs. Sadia Muhammad
	Mr. Muhammad Usman Khalid	
Executive Directors	Mr. Muhammad Naeem	Lt. Col(Retd.) Rashiduddin Shams

The board has formed committees comprising of members given below:

a) Audit Committee

01. Mr. Sohail Habib (Chairman) 02. Mr. Muneer Nawaz
03. Mr. Toqueer Nawaz 04. Mr. Muhammad Usman Khalid

b) HR and Remuneration Committee

01. Saleem Zamindar (Chairman) 02. Mr. Muneer Nawaz
03. Muhammad Naeem 04. Mr. Muhammad Usman Khalid


Appreciation

Directors acknowledge with thanks the hard work put in by all employees of the Company.

for and on behalf of the Board of Directors

Karachi:
February 25, 2020


(M. Naeem)
Chief Executive


(Muhammad Usman Khalid)
Director

Shahtaj Textile Limited

ڈائریکٹر ز رپورٹ برائے حصہ داران

ڈائریکٹر ز مسرت کے ساتھ 31 دسمبر 2019 کو ختم ہونے والی ششماہی پر کمپنی کے غیر آڈٹ شدہ مالیاتی حسابات آڈیٹر کی محدود دائرہ کار پر مشتمل رپورٹ کے ساتھ پیش کرتے ہیں۔

الحمد للہ کمپنی کے مالیاتی نتائج مثبت رہے اور بعد از ٹیکس منافع 63.44 ملین روپے رہا یعنی 6.57 روپے فی حصہ بالمقابل 5.44 روپے فی حصہ جو گزشتہ سال کے اسی دورانیہ میں رپورٹ ہوا تھا۔ موجودہ مدت کے دوران امریکی ڈالر اور یورو کے مقابلے میں پاکستانی روپے کی قدر میں بہتری کے نتیجے میں شرح مبادلہ میں 12.38 ملین روپے تک کا نقصان ریکارڈ کیا گیا اس کے باوجود منافع زیادہ ہے۔ خالص فروخت میں گزشتہ سال کے اسی دورانیہ کی نسبت تقریباً 7.6 فیصد اضافہ ہوا جس کی وجہ قیمت فروخت میں بہتری ہے۔ نتیجتاً اس عرصے کے دوران مجموعی منافع کی شرح گزشتہ سال کی اسی مدت کے مقابلہ میں 7.35 فیصد سے بڑھ کر 9.94 فیصد ہو گئی۔

مہنگائی کے باؤنے پچھلے سال کے اسی عرصے کے مقابلے میں تقسیم اور انتظامی اخراجات میں اضافہ کیا ہے۔ دیگر آپریٹنگ اخراجات میں اضافہ بنیادی طور پر برآمدات پر ہونے والی وصولیوں پر شرح تبادلہ میں نقصان کے باعث ہے۔ شرح سود میں اضافے کی وجہ سے فنانس کی لاگت میں اضافہ ہوا۔

جیسا کہ پہلے ہی 30 جون 2019 کی سالانہ رپورٹ میں وضاحت کی گئی ہے، کمپنی اپنے 1750 کلو واٹ کے 2 گیس جنریٹرز کو نئے 2000 کلو واٹ جنریٹرز کے ساتھ تبدیل کر کے توانائی کے شعبہ میں بہتر کارکردگی کے حصول کے لئے اپنے بی ایم آر پروگرام کو جاری رکھے ہوئے ہے۔ پہلے جنریٹر کی پینٹ رواں ماہ اور دوسرے کی ماہ مئی میں متوقع ہے۔ مزید یہ کہ وارپنگ مشین کو تبدیل کرنے کے لئے ایل سی بھی کھولی گئی ہے۔ کمپنی ایئر کمپریسر اور دیگر متعلقہ آلات اور بجلی سے متعلق ساز و سامان کی تبدیلی میں مزید سرمایہ کاری کرنے کا بھی ارادہ رکھتی ہے جس پر اس وقت گفتگو ہو رہی ہے۔ یہ بی ایم آر مل کی کارکردگی میں مزید بہتری لائے گا اور اس کے نتیجے میں مالی نتائج بھی بہتر ہوں گے۔

کاروباری ماحول اس وقت زیادہ سازگار نہیں ہے کیونکہ صنعت کو زیادہ شرح سود کی لاگت، سیلز ٹیکس ریفرنڈم ملنے جیسے معاملات کا سامنا کرنا پڑ رہا ہے، جس سے کارپوریٹ لیکویڈیٹی متاثر ہو رہی ہے، برآمدی شعبہ کے لئے بجلی کے رعایتی نرخوں 7.5 سینٹ فی KWH پر عائد مختلف اضافی سرچارجز کی وصولی اور بڑھتا ہوا افراط زر لاگت کو مزید بڑھا رہے ہیں۔ ہم امید کرتے ہیں کہ حکومت ٹیکسٹائل کی صنعت کو درپیش مسائل کو حل کرنے کے لئے ان تمام امور کو ترجیحی بنیادوں پر حل کرے گی۔

مزید بہتری کے لئے کوششیں ہمیشہ کی طرح جاری رہیں گی۔

بورڈ کی ساخت

مجموعی طور پر نو ڈائریکٹر ز ہیں جن کی تفصیل درج ذیل ہے:

(ا) مرد: 8 (ب) خواتین: 1

Shahtaj Textile Limited

بورڈ کی ساخت درج ذیل ہے:

نام		اقسام / کیٹگری
جناب سہیل حبیب	جناب سلیم ز میندار (این آئی ٹی)	انڈیپنڈنٹ ڈائریکٹر / آزاد ڈائریکٹر
جناب محمود نواز	جناب منیر نواز	دیگر غیر انتظامی ڈائریکٹرز
محترمہ سعدیہ محمد	جناب توقیر نواز	
	جناب محمد عثمان خالد	
لیفٹینینٹ کرنل (ریٹائر) رشید الدین شمس	جناب محمد نعیم	ایگزیکٹو ڈائریکٹر / انتظامی ڈائریکٹر

بورڈ نے جو کمیٹیاں تشکیل دی ہوئی ہیں ان کے ممبران درج ذیل ہیں:

الف) آڈٹ کمیٹی

1- جناب سہیل حبیب (چئیرمین)	2- جناب منیر نواز	3- جناب توقیر نواز	4- جناب محمد عثمان خالد
-----------------------------	-------------------	--------------------	-------------------------


ب) ایچ آر اینڈ ریویریشن کمیٹی


1- جناب سلیم ز میندار (چئیرمین)	2- جناب منیر نواز	3- جناب محمد نعیم	4- جناب محمد عثمان خالد
---------------------------------	-------------------	-------------------	-------------------------

حوصلہ افزائی

ڈائریکٹرز کمپنی کے تمام ملازمین کی انتھک محنت کا شکر گزاری کے ساتھ اعتراف کرتے ہیں۔

برائے اور از طرف بورڈ آف ڈائریکٹرز


(ایم نعیم)
چیف ایگزیکٹو آفیسر


(محمد عثمان خالد)
ڈائریکٹر

کراچی

25 فروری 2020

Shahtaj Textile Limited

AUDITOR'S REPORT TO THE MEMBERS ON REVIEW OF CONDENSED INTERIM FINANCIAL STATEMENTS

To the Members of Shahtaj Textile Limited

Report on review of Interim Financial Statements

Introduction

We have reviewed the accompanying condensed interim statement of financial position of **SHAHTAJ TEXTILE LIMITED** (the Company) as at December 31, 2019, and related condensed interim statement of profit or loss, condensed interim statement of comprehensive income, condensed interim statement of cash flows and condensed interim statement of changes in equity and notes to the condensed interim financial statements for the half-year period then ended (here-in-after to referred to as the 'interim financial statements'). Management is responsible for the preparation and presentation of these interim financial statement in accordance with accounting and reporting standards as applicable in Pakistan for interim financial reporting. Our responsibility is to express a conclusion on these interim financial statements based on our review.

Scope of Review

We conducted our review in accordance with International Standard on Review Engagements 2410 'Review of Interim Financial Information Performed by the Independent Auditor of the Entity'. A review of interim financial statements consists of making inquiries, primarily of persons responsible for financial and accounting matters, and applying analytical and other review procedures. A review is substantially less in scope than an audit conducted in accordance with International Standards on Auditing and consequently does not enable us to obtain assurance that we would become aware of all significant matters that might be identified in an audit. Accordingly, we do not express an audit opinion.

Conclusion

Based on our review, nothing has come to our attention that causes us to believe that the accompanying interim financial statements as of and for the half-year ended December 31, 2019 is not prepared, in all material respects, in accordance with the accounting and reporting standards as applicable in Pakistan for interim financial reporting.

The engagement partner on the review resulting in this independent auditor's review report is Nadeem Yousuf Adil.

Other matter

The figures of the condensed interim statement of profit or loss and condensed interim statement of comprehensive income for the quarter ended December 31, 2019 and December 31, 2018 have not been reviewed and we do not express a conclusion on them.



Chartered Accountants

Date: February 26, 2020

Place: Karachi

Shahtaj Textile Limited

CONDENSED INTERIM STATEMENT OF FINANCIAL POSITION AS AT DECEMBER 31, 2019

	(Unaudited) December 31, 2019	(Audited) June 30, 2019
Note	----- Rupees -----	-----
EQUITY AND LIABILITIES		
Share capital and reserves		
Authorized share capital 10,000,000 (June 30, 2019: 10,000,000) ordinary shares of Rs. 10 each	<u>100,000,000</u>	<u>100,000,000</u>
Issued, subscribed and paid-up capital	96,600,000	96,600,000
Revenue reserves	1,015,824,681	1,045,151,008
Surplus on revaluation of plant and machinery	72,243,029	75,983,470
TOTAL EQUITY	<u>1,184,667,710</u>	<u>1,217,734,478</u>
LIABILITIES		
NON - CURRENT LIABILITIES		
Long-term finances	317,840,541	338,888,385
Deferred Liabilities	119,680,153	116,100,678
	437,520,694	454,989,063
CURRENT LIABILITIES		
Trade and other payables	445,473,653	353,820,015
Unclaimed dividend	12,295,052	10,186,077
Interest accrued	17,702,437	23,623,781
Short-term borrowings	415,297,065	791,167,872
Current portion of long-term finances	37,901,404	47,511,936
	928,669,611	1,226,309,681
CONTINGENCIES AND COMMITMENTS	5	
TOTAL EQUITY AND LIABILITIES	<u>2,550,858,015</u>	<u>2,899,033,222</u>
ASSETS		
NON-CURRENT ASSETS		
Property, plant and equipment	1,033,955,500	1,080,825,651
Long-term loans to employees	1,128,718	884,873
Long-term deposits	33,108,482	33,108,482
Sales tax refund bond	-	16,513,562
	<u>1,068,192,700</u>	<u>1,131,332,568</u>
CURRENT ASSETS		
Stores, spares and loose tools	44,819,536	41,335,837
Stock-in-trade	714,746,582	529,343,085
Trade debts	386,519,574	948,906,688
Loans and advance	1,513,412	1,819,870
Trade deposits and prepayments	6,395,408	2,420,728
Other receivables	5,282,516	6,839,924
Taxation - net	78,589,890	70,681,383
Sales tax refundable	208,697,102	134,183,809
Cash and bank balances	36,101,295	32,169,330
	<u>1,482,665,315</u>	<u>1,767,700,654</u>
TOTAL ASSETS	<u>2,550,858,015</u>	<u>2,899,033,222</u>

The annexed notes from 1 to 12 form an integral part of these condensed interim financial statements.


(M. Naeem)
Chief Executive


(Amir Ahmed)
Chief Financial Officer


(Muhammad Usman Khalid)
Director

Shahtaj Textile Limited

CONDENSED INTERIM STATEMENT OF PROFIT OR LOSS (UNAUDITED)


FOR THE HALF YEAR AND QUARTER ENDED DECEMBER 31, 2019

		Half year ended		Quarter ended	
		December 31, 2019	December 31, 2018	December 31, 2019	December 31, 2018
Note		----- Rupees -----			
Sales - net	7	2,369,462,270	2,202,338,961	1,219,911,856	1,137,374,513
Cost of goods sold		(2,133,858,211)	(2,040,364,691)	(1,102,420,909)	(1,032,323,174)
Gross profit		235,604,059	161,974,270	117,490,947	105,051,339
Distribution expenses		(36,473,734)	(30,745,300)	(19,256,926)	(15,830,151)
Administrative expenses		(52,684,895)	(46,578,778)	(26,013,042)	(23,853,106)
Other operating expenses		(18,421,208)	(4,948,805)	(3,897,957)	(4,529,803)
Finance cost		(46,730,150)	(38,122,898)	(21,558,392)	(20,236,165)
		(154,309,987)	(120,395,781)	(70,726,317)	(64,449,225)
		81,294,072	41,578,489	46,764,630	40,602,114
Other income / (expenses)		150,759	25,194,523	(303,008)	20,517,406
Profit before taxation		81,444,831	66,773,012	46,461,622	61,119,520
Taxation	8	(18,006,333)	(14,264,694)	(7,152,400)	(8,814,790)
Profit after taxation		63,438,498	52,508,318	39,309,222	52,304,730
Earnings per share - basic and diluted		6.57	5.44	4.07	5.41

The annexed notes from 1 to 12 form an integral part of these condensed interim financial statements.


(M. Naeem)
Chief Executive


(Amir Ahmed)
Chief Financial Officer


(Muhammad Usman Khalid)
Director

CONDENSED INTERIM STATEMENT OF COMPREHENSIVE INCOME (UNAUDITED) FOR THE HALF YEAR ENDED DECEMBER 31, 2019

	Half year ended		Quarter ended	
	December 31, 2019	December 31, 2018	December 31, 2019	December 31, 2018
----- (Rupees) -----				
Profit after taxation	63,438,498	52,508,318	39,309,222	52,304,730
Other comprehensive income	-	-	-	-
Total comprehensive income for the period	63,438,498	52,508,318	39,309,222	52,304,730

The annexed notes from 1 to 12 form an integral part of these condensed interim financial statements.


(M. Naeem)
Chief Executive


(Amir Ahmed)
Chief Financial Officer


(Muhammad Usman Khalid)
Director

Shahtaj Textile Limited

CONDENSED INTERIM CASH FLOW STATEMENT (UNAUDITED) FOR THE HALF YEAR ENDED DECEMBER 31, 2019

	Half year ended	
	December 31, 2019	December 31, 2018
	Rupees	
A. CASH FLOWS FROM OPERATING ACTIVITIES		
Profit before taxation	81,444,831	66,773,012
Adjustments for		
Depreciation	53,718,426	54,217,558
Finance cost	46,730,150	38,122,898
Gain on disposal of property, plant and equipment	(164,321)	(244,714)
Provision for retirement benefit obligation	14,165,776	11,712,404
Reversal of interest on sales tax refund bond	13,562	-
Operating cash flows before movements in working capital	195,908,424	170,581,158
(Increase) / decrease in current assets		
Stores, spares and loose tools	(3,483,699)	9,360,877
Stock in trade	(185,403,497)	(181,171,200)
Trade debts	562,387,114	141,244,896
Loans and advance	306,458	5,533,164
Trade deposits and prepayments	(3,974,680)	(5,650,564)
Other receivables	1,557,408	2,198,053
Sales tax refundable	(74,513,293)	(8,731,704)
Decrease / (increase) in current liabilities		
Trade and other payables	91,653,638	(35,027,764)
Cash generated from / (used in) operations	584,437,873	98,336,916
Retirement benefit obligation and leave encashment paid	(5,667,994)	(8,673,987)
Finance cost paid	(52,651,494)	(34,983,534)
Taxes paid	(30,738,413)	(16,771,047)
Net cash generated from operating activities	495,379,972	37,908,348
B. CASH FLOWS FROM INVESTING ACTIVITIES		
Purchase of property, plant and equipment	(8,313,954)	(35,284,591)
Proceeds from disposal of property, plant and equipment	1,630,000	1,942,230
Long term loans	(243,845)	(186,238)
Proceeds from encashment of sales tax refund bond	16,500,000	-
Net cash generated from / (used in) investing activities	9,572,201	(33,528,599)
C. CASH FLOWS FROM FINANCING ACTIVITIES		
Long-term finances obtained	11 -	99,002,560
Repayment of long-term finances	11 (30,658,376)	(15,310,438)
Dividend paid	11 (94,491,025)	(25,696,123)
Net cash (used in) / generated from financing activities	(125,149,401)	57,995,999
Net increase in cash and cash equivalents (A+B+C)	379,802,772	62,375,748
Cash and cash equivalents at July 1	(758,998,542)	(751,301,193)
Cash and cash equivalents at December 31	(379,195,770)	(688,925,445)
Cash and cash equivalents at December 31		
Cash and bank balances	36,101,295	19,019,038
Short term borrowings	(415,297,065)	(707,944,483)
	(379,195,770)	(688,925,445)

The annexed notes from 1 to 12 form an integral part of these condensed interim financial statements.


(M. Naeem)
Chief Executive


(Amir Ahmed)
Chief Financial Officer


(Muhammad Usman Khalid)
Director

Shahtaj Textile Limited

CONDENSED INTERIM STATEMENT OF CHANGES IN EQUITY (UN-AUDITED) FOR THE HALF YEAR ENDED DECEMBER 31, 2019

	Issued, subscribed and paid up capital	Revenue reserves		Capital reserve	Total
		General reserve	Unappropriated profit	Revaluation surplus on plant and machinery	
Rupees					
Balance at July 01, 2018	96,600,000	710,000,000	165,592,815	86,946,656	1,059,139,471
Total comprehensive income for the half year ended December 31, 2018					
Profit after tax	-	-	52,508,318	-	52,508,318
Other comprehensive income	-	-	-	-	-
Transferred from surplus on revaluation of plant and machinery on account of:	-	-	52,508,318	-	52,508,318
- incremental depreciation (net of deferred tax)	-	-	4,338,372	(4,338,372)	-
- disposal net of deferred tax	-	-	138,393	(138,393)	-
- change in rate of tax	-	-	-	(793,333)	(793,333)
Transferred to general reserve	-	35,000,000	(35,000,000)	-	-
Transaction with owners					
Final dividend for the year ended June 30, 2018 @ Rs. 2.75 per share	-	-	(26,565,000)	-	(26,565,000)
Balance at December 31, 2018	<u>96,600,000</u>	<u>745,000,000</u>	<u>161,012,898</u>	<u>81,676,558</u>	<u>1,084,289,456</u>
Balance at July 01, 2019	96,600,000	745,000,000	300,151,008	75,983,470	1,217,734,478
Total comprehensive income for the half year ended December 31, 2019					
Profit after tax	-	-	63,438,498	-	63,438,498
Other comprehensive income	-	-	-	-	-
Transferred from surplus on revaluation of plant and machinery on account of:	-	-	63,438,498	-	63,438,498
- incremental depreciation (net of deferred tax)	-	-	3,835,175	(3,835,175)	-
- change in rate of tax	-	-	-	94,734	94,734
Transferred to general reserve	-	80,000,000	(80,000,000)	-	-
Transaction with owners					
Final dividend for the year ended June 30, 2019 @ Rs. 10 per share	-	-	(96,600,000)	-	(96,600,000)
Balance at December 31, 2019	<u>96,600,000</u>	<u>825,000,000</u>	<u>190,824,681</u>	<u>72,243,029</u>	<u>1,184,667,710</u>

The annexed notes from 1 to 12 form an integral part of these condensed interim financial statements.


(M. Naeem)
Chief Executive


(Amir Ahmed)
Chief Financial Officer


(Muhammad Usman Khalid)
Director

Shahtaj Textile Limited

SELECTED EXPLANATORY NOTES TO THE CONDENSED INTERIM FINANCIAL STATEMENT (UN-AUDITED) FOR THE HALF YEAR ENDED DECEMBER 31, 2019

1. STATUS AND NATURE OF BUSINESS

Shahtaj Textile Limited (the Company) is limited by shares, incorporated in Pakistan on January 24, 1990 under the Companies Ordinance, 1984 (now Companies Act, 2017) as a public limited Company. The shares of the Company are quoted on Pakistan Stock Exchange Limited. The principal business of the Company is manufacture and sale of textile goods.

Following is the geographical location and addresses of all business units of the Company:

Head Office

Shahnawaz Building, 19 - Dockyard Road, West Wharf, Karachi, Sindh, Pakistan.

Manufacturing Facility

46 KM, Lahore/Multan Road, Chunian Industrial Estate, Bhai Pheru, Distt. Kasur, Punjab, Pakistan.

Registered Office

27-C, Abdalian Cooperative Housing Society Limited, Opposite Expo Center, Lahore, Pakistan.

2. STATEMENT OF COMPLIANCE

2.1 These condensed interim financial statements have been prepared in accordance with the accounting and reporting standards as applicable in Pakistan for interim financial reporting. The accounting and reporting standards as applicable in Pakistan for interim financial reporting comprises of:

- International Accounting Standard (IAS) 34, Interim Financial Reporting, issued by the International Accounting Standards Board (IASB) as notified under the Companies Act, 2017; and
- Provisions of and directives issued under the Companies Act, 2017.

Where the provisions of and directives issued under the Companies Act, 2017 differ with the requirements of IAS 34, the provisions of and directives issued under the Companies Act, 2017 have been followed.

These condensed interim financial statements do not include all the notes required for the full financial statements and therefore should be read in conjunction with the annual financial statements of the Company for the year ended June 30, 2019.

2.2 The financial statements have been prepared under the historical cost basis modified by:
- revaluation of certain plant and machinery;
- financial instruments at fair value; and
- recognition of retirement benefit obligation at net present value."

2.3 These condensed interim financial statements are presented in Pak Rupees which is also the Company's functional currency and figures presented in these condensed interim financial statements have been rounded off to the nearest rupee.

2.4 These condensed interim financial statements are unaudited. However, a limited scope review of these condensed interim financial statements have been performed by the external auditors of the Company in accordance with the requirements of Section 237 of Companies Act, 2017 and they have issued their review report thereon. These condensed interim financial statements are submitted to the shareholders as required by Section 237 of the Companies Act, 2017.

2.5 The comparative condensed statement of financial position presented has been extracted from annual financial statements for the year ended June 30, 2019, whereas comparative condensed interim statement of profit or loss, condensed interim statement of comprehensive income, condensed interim statement of cash flows and condensed interim statement of changes in equity are stated from the unaudited condensed interim financial statements for the half year ended December 31, 2018. Condensed interim statement of profit or loss and condensed interim comprehensive income for the quarter ended December 31, 2019 was not subject to review by external auditors.

3. SIGNIFICANT ACCOUNTING POLICIES AND ESTIMATES

The accounting policies and the methods of computation adopted in the preparation of these condensed interim financial statements are the same as those applied in the preparation of the annual audited financial statements of the Company for the year ended June 30, 2019 except certain relevant new accounting standards IFRS-16 - Leases which is effective from annual reporting period beginning on or after January 01, 2019 as notified by the SECP and also adopted by the Company as stated below:

3.1 First time adoption of IFRS 16 - Leases

During the period IFRS 16 - Leases became applicable to the Company. IFRS 16 replaces IAS 17 "Leases" and related interpretations and set out the principles for recognition, measurement, presentation and disclosure of leases. The Company has adopted IFRS 16 from July 01, 2019 and its adoption does not have any impact on these condensed interim financial statements as the company do not have any operating lease which need to be recorded as right to use as required by IFRS 16.

3.2 The preparation of these condensed interim financial statements require management to make estimates, assumptions and use judgments that affect the application of policies and reported amounts of assets, liabilities, income and expenses. Estimates, assumptions and judgments are continually evaluated and are based on historical experience and other factors including reasonable expectations of future events. Revision to accounting estimates are recognized prospectively commencing from the period of revision.

In preparing these condensed interim financial statements, the significant judgments made by the management in applying the Company's accounting policies, the key source of estimation and uncertainty were the same as those that applied to the financial statements of the Company for the year ended June 30, 2019.

4. FINANCIAL RISK MANAGEMENT

The Company's financial risk objectives and policies are consistent with those disclosed in the annual audited financial statements as at and for the year ended June 30, 2019.

Shahtaj Textile Limited

		(Unaudited) December 31, 2019	(Audited) June 30, 2019
5. CONTINGENCIES AND COMMITMENTS	Note	-----Rupees-----	
5.1 Contingencies			
Guarantee issued by bank on behalf of the Company in favor of Sui Northern Gas Pipelines Limited (SNGPL)		<u>36,843,000</u>	<u>36,843,000</u>
Bills discounted with recourse		<u>45,332,303</u>	<u>-</u>
Other contingencies are not materially changed as disclosed in the note 11.1 to the annual financial statements for the year ended June 30, 2019.			
5.2 Commitments			
Capital expenditure		<u>180,283,675</u>	<u>82,446,000</u>
Purchase of raw material		<u>7,235,426</u>	<u>-</u>
Sales contracts to be executed		<u>1,115,517,178</u>	<u>891,855,934</u>
6. PROPERTY, PLANT AND EQUIPMENT			
Operating fixed assets	6.1	<u>1,031,566,811</u>	<u>1,077,895,013</u>
Capital work in progress	6.2	<u>2,388,689</u>	<u>2,930,638</u>
		<u>1,033,955,500</u>	<u>1,080,825,651</u>

6.1 Details of additions and disposals during the period / year pertaining to operating fixed assets are as under:

Additions during the period / year	(Un-audited) Half year ended December 31, 2019		(Audited) June 30, 2019	
	Additions / transfers at / from cost / cwip	Disposals at book value	Additions / transfers at / from cost / cwip	Disposals at book value
	----- Rupees -----			
Buildings on freehold land	-	-	1,410,240	-
Plant and machinery	3,086,990	-	101,709,409	1,392,500
Furniture and fixtures	3,282,378	-	26,750	-
Equipment and installations	268,240	-	1,647,336	-
Computer equipment	327,665	9,659	1,931,191	-
Vehicles	1,890,630	1,456,020	7,887,240	1,234,720
	<u>8,855,903</u>	<u>1,465,679</u>	<u>114,612,166</u>	<u>2,627,220</u>

6.1 Details of additions and transfers from capital work-in-progress during the period / year are as under:

	(Un-audited) Half year ended December 31, 2019		(Audited) June 30, 2019	
	Additions	Transfers	Additions	Transfers
	----- Rupees -----			
Buildings on freehold land	1,722,458	-	1,285,886	1,410,240
Plant and machinery	822,583	3,086,990	24,359,929	101,246,157
Vehicles	-	-	7,887,240	7,887,240
Equipment	-	-	1,467,221	1,467,221
	<u>2,545,041</u>	<u>3,086,990</u>	<u>35,000,276</u>	<u>112,010,858</u>

7. Sales - net

	(Un-audited) Half year ended		(Un-audited) Quarter ended	
	December 31, 2019	December 31, 2018	December 31, 2019	December 31, 2018
	----- Rupees -----			
Export	715,583,384	661,860,377	350,142,622	356,141,083
Indirect export	840,527,840	683,125,119	461,132,569	348,643,007
Local	826,628,532	869,043,195	416,000,351	440,750,545
	<u>2,382,739,756</u>	<u>2,214,028,691</u>	<u>1,227,275,542</u>	<u>1,145,534,635</u>
Waste sales	5,468,602	5,384,379	2,649,094	2,698,523
	<u>2,388,208,358</u>	<u>2,219,413,070</u>	<u>1,229,924,636</u>	<u>1,148,233,158</u>
Commission				
-Local	(6,733,501)	(5,651,837)	(3,042,202)	(3,484,027)
-Export	(12,012,587)	(11,422,272)	(6,970,578)	(7,374,618)
	<u>2,369,462,270</u>	<u>2,202,338,961</u>	<u>1,219,911,856</u>	<u>1,137,374,513</u>

Shahtaj Textile Limited

	(Un-audited) Half year ended		(Un-audited) Quarter ended	
	December 31, 2019	December 31, 2018	December 31, 2019	December 31, 2018
	----- Rupees -----			
8. TAXATION				
Current	27,915,375	15,440,447	14,265,300	3,959,214
Prior year	(5,085,470)	-	(5,085,470)	-
Deferred	(4,823,572)	(1,175,753)	(2,027,430)	4,855,576
	18,006,333	14,264,694	7,152,400	8,814,790

There is no change in the status of tax contingencies that are disclosed in the note 30.3 to the annual financial statements for the year ended June 30, 2019.

9. FAIR VALUE OF FINANCIAL ASSETS AND LIABILITIES

9.1 Fair value is the price that would be received to sell an asset or paid to transfer a liability in an orderly transaction between market participants at the measurement date.

The carrying values of all financial assets and liabilities reflected in the condensed interim financial statements approximate their fair values.

9.2 Fair value estimation

The Company discloses the financial instruments measured in the condensed interim statement of financial position at fair value in accordance with the following fair value hierarchy:

- Level 1: Quoted prices (unadjusted) in active markets for identical assets or liabilities.
- Level 2: Inputs other than quoted prices included within Level 1 that are observable for the asset or liability, either directly (i.e., as prices) or indirectly (i.e., derived from prices).
- Level 3: Inputs for the asset or liability that are not based on observable market data (unobservable inputs).

There were no transfers between Level 1 and 2 during the period.

9.3 There are no assets or liabilities to classify under above levels except the Company's plant and machinery are stated at revalued amounts, being the fair value at the date of revaluation, less any subsequent depreciation and subsequent accumulated impairment losses, if any. The fair value measurements of the Company's plant and machinery carried out as at March 2018, were performed by M/s Asif Associates (Private) Limited (valuer), an independent valuer not related to the Company, using depreciable method. The valuer is listed on panel of Pakistan Banks' Association and have appropriate qualification and experience in the fair value measurement of properties, plant and machinery.

The fair value of the remaining assets and liabilities are same as their carrying value.

Details of Company's plant and machinery and information about the fair value hierarchy are as follows:

	(Unaudited)			(Audited)		
	December 31, 2019			June 30, 2019		
	Level 1	Level 2	Level 3	Level 1	Level 2	Level 3
	----- Rupees -----					
Plant and machinery	-	876,451,067	-	-	919,782,801	-

10. TRANSACTIONS WITH RELATED PARTIES

The related parties comprise of associated companies, directors and key management personnel of the Company. Transactions with related parties are carried out as per agreed terms. The transaction with related parties during the period generally consist of sales and purchases. Nature and description of related party transactions during the period along with monetary values are as follows:

Nature of relationship	Nature of transactions	Half year ended (Un-audited)	
		December 31, 2019	December 31, 2018
		----- Rupees -----	
Key management personnel	Remuneration	10,742,880	11,406,960
Key management personnel	Dividend paid	24,814,790	6,394,427
Associated undertakings			
- Shahtaj Sugar Mills Limited	Dividend paid	11,500,000	3,162,500
- Shahnawaz (Private) Limited	Purchase of computer equipment and supplies	132,280	1,195,460
	Administrative services received	1,474,967	381,516
Other related party-			
Close Family Member			
- FGE LLC	Sale of fabric	15,251,164	7,019,526
		(Unaudited)	(Audited)
		December 31, 2019	June 30, 2019
		----- Rupees -----	
Balances due to related parties			
	- Shahnawaz (Private) Limited	1,790,632	350,000

Shahtaj Textile Limited

11. RECONCILIATION OF LIABILITIES ARISING FROM FINANCING ACTIVITIES

The table below states changes in the Company's liabilities arising from financing activities, including cash and non-cash changes. Liabilities arising from financing activities are those for which cash flows were, or future cashflows will be, classified in the Company's statement of cash flows as cash flows from financing activities.

	(Audited)	(Unaudited)			
	June 30, 2019	Financing cash inflows	Financing cash outflows	Non Cash changes	December 31, 2019
		-----Rupees-----			
Long-term finances	338,888,385	-	-	(21,047,844)	317,840,541
Current portion of long term finances	47,511,936	-	(30,658,376)	21,047,844	37,901,404
Dividend payable	10,186,077	-	(94,491,025)	96,600,000	12,295,052
	396,586,398		(125,149,401)	96,600,000	368,036,997

	(Audited)	(Unaudited)			
	June 30, 2018	Financing cash inflows	Financing cash outflows	Non Cash changes - Transfer current portion	December 31, 2018
		-----Rupees-----			
Long-term finances	287,397,722	99,002,560	-	(30,659,337)	355,740,945
Current portion of long term finances	44,235,478	-	(15,310,438)	30,659,337	59,584,377
Dividend payable	9,458,388	-	(25,696,123)	26,565,000	10,327,265
	341,091,588	99,002,560	(41,006,561)	26,565,000	425,652,587

12. DATE OF AUTHORIZATION FOR ISSUE

The condensed interim financial statements were authorized for issue on February 25, 2020 by the Board of Directors of the Company.


(M. Naeem)
Chief Executive


(Amir Ahmed)
Chief Financial Officer


(Muhammad Usman Khalid)
Director

**PRINTED MATTER
BOOK POST**

IF UNDELIVERED PLEASE RETURN TO:

Shahtaj Textile Limited

*P.O. BOX NO. 4766,
SHAHNAWAZ BUILDING, 19 DOCKYARD ROAD,
WEST WHARF, KARACHI-74000.*